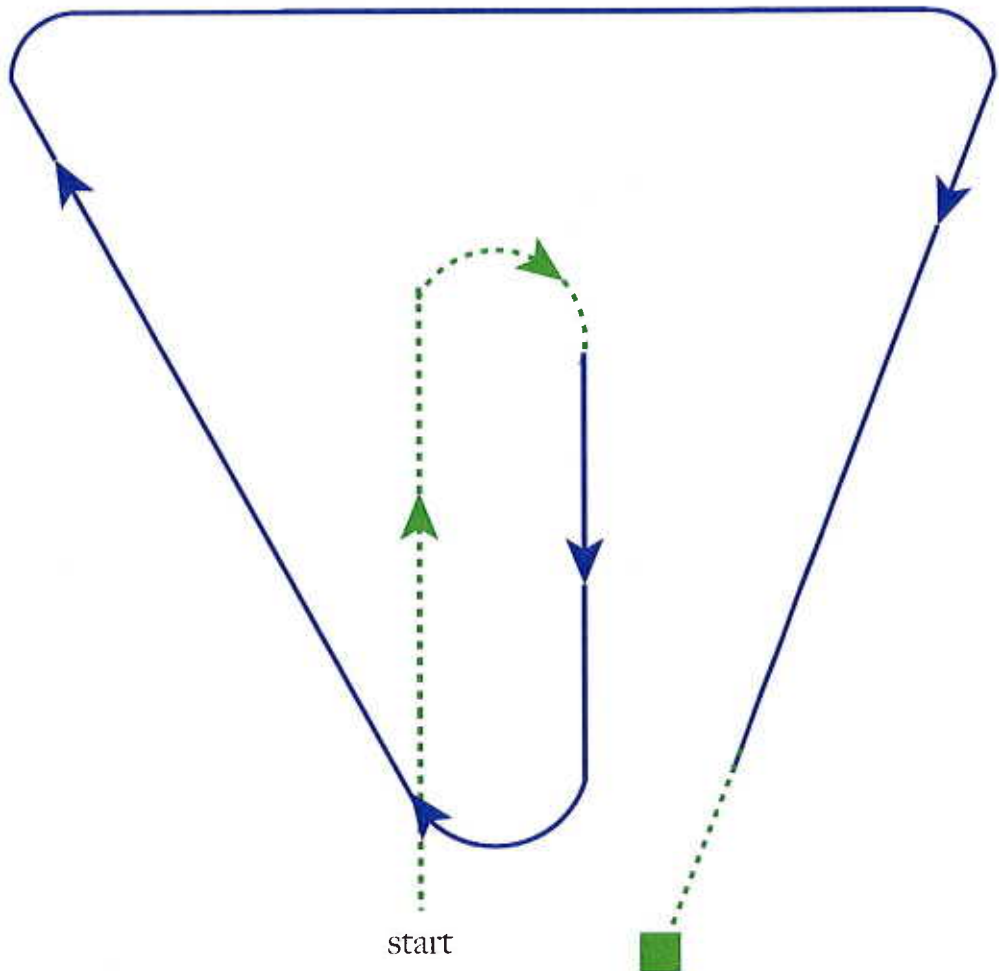


ALL SHOW HORSE/SHOW HUNTER/WORKING HUNTER CLASSES- LED PHASE

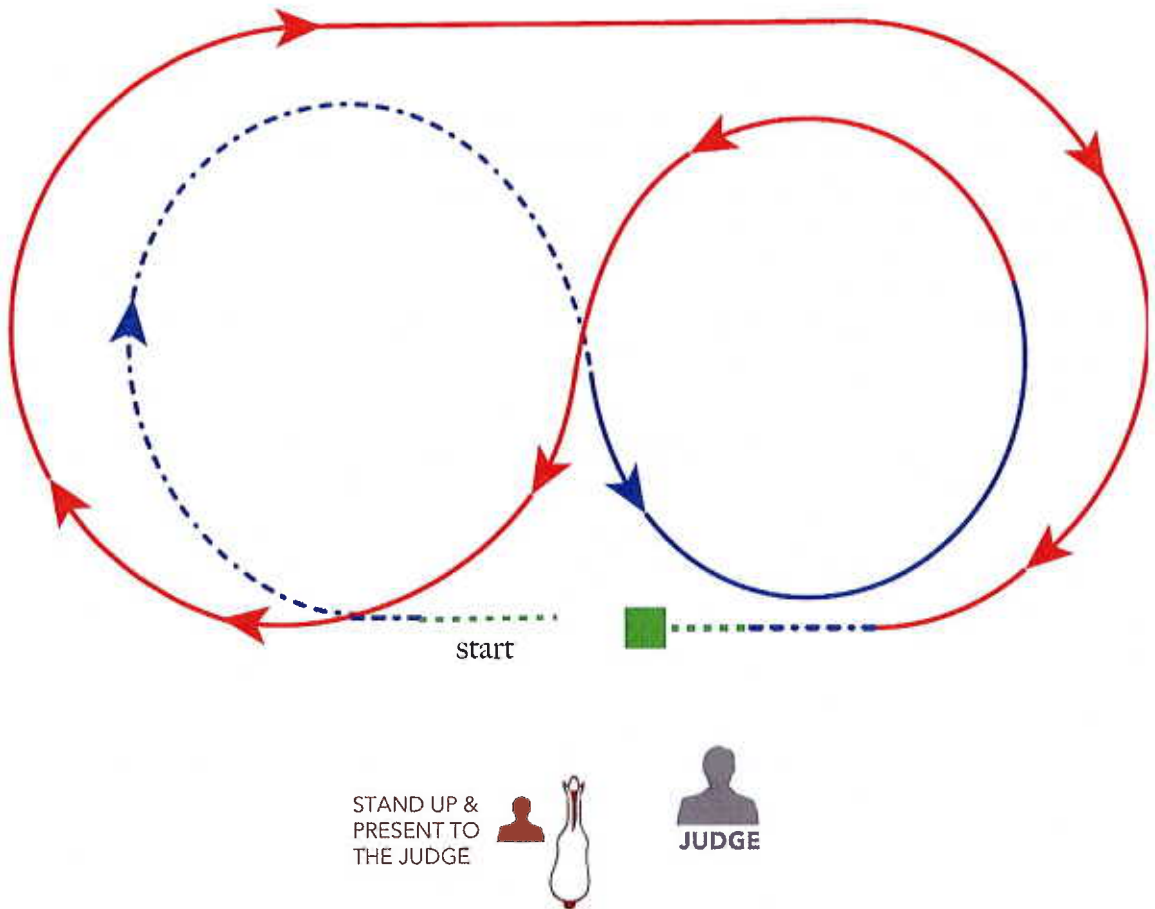


1. Stand and present to the judge
2. Walk out straight towards the end of the area and turn straight back
3. Trot straight back towards judge
4. Veer past judge
5. Strong trot along top
6. Trot back towards judge
7. Walk and then halt in front of the judge

KEY

HALT	
WALK	
TROT	

ALL SHOW HORSE/SHOW HUNTER/WORKING HUNTER CLASSES- RIDER PHASE

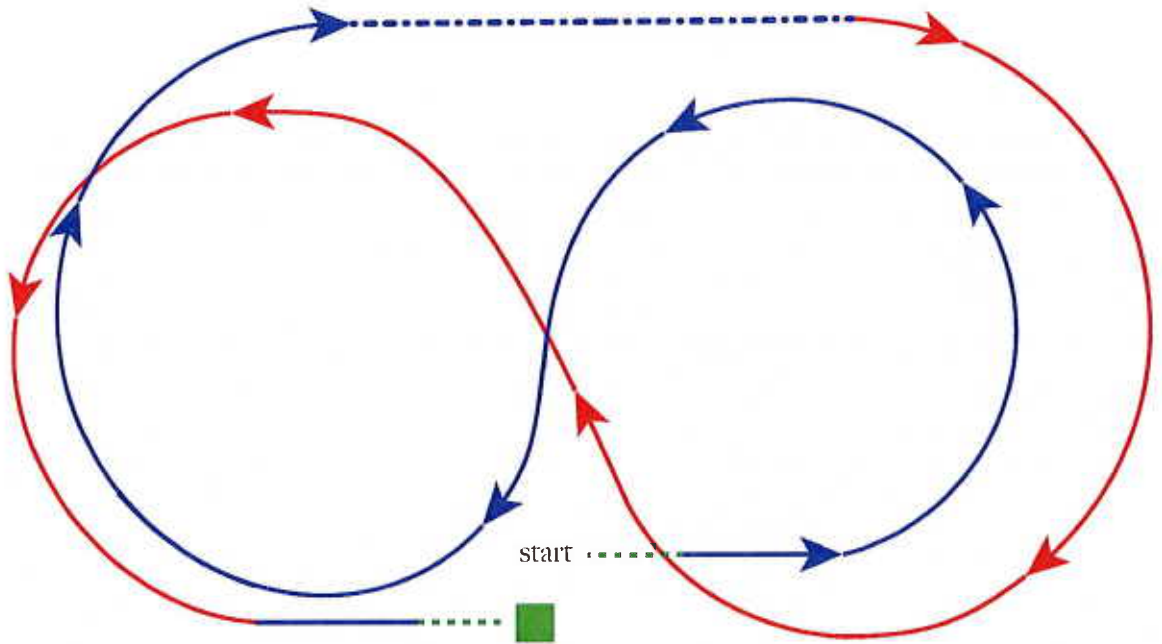


1. Stand and present to judge
2. Walk out, sit trot right ½ circle
3. Change direction through centre
4. Rising trot left ½ circle
5. Pick up left canter
6. Change canter lead and direction through centre
7. Canter right whole circle
8. Transition to trot, walk
9. Halt at judge

KEY

HALT	
WALK	
RISING TROT	
SITTING TROT	
CANTER	

ALL SHOW HORSE CLASSES- RIDDEN PHASE



STAND UP &
PRESENT TO
THE JUDGE

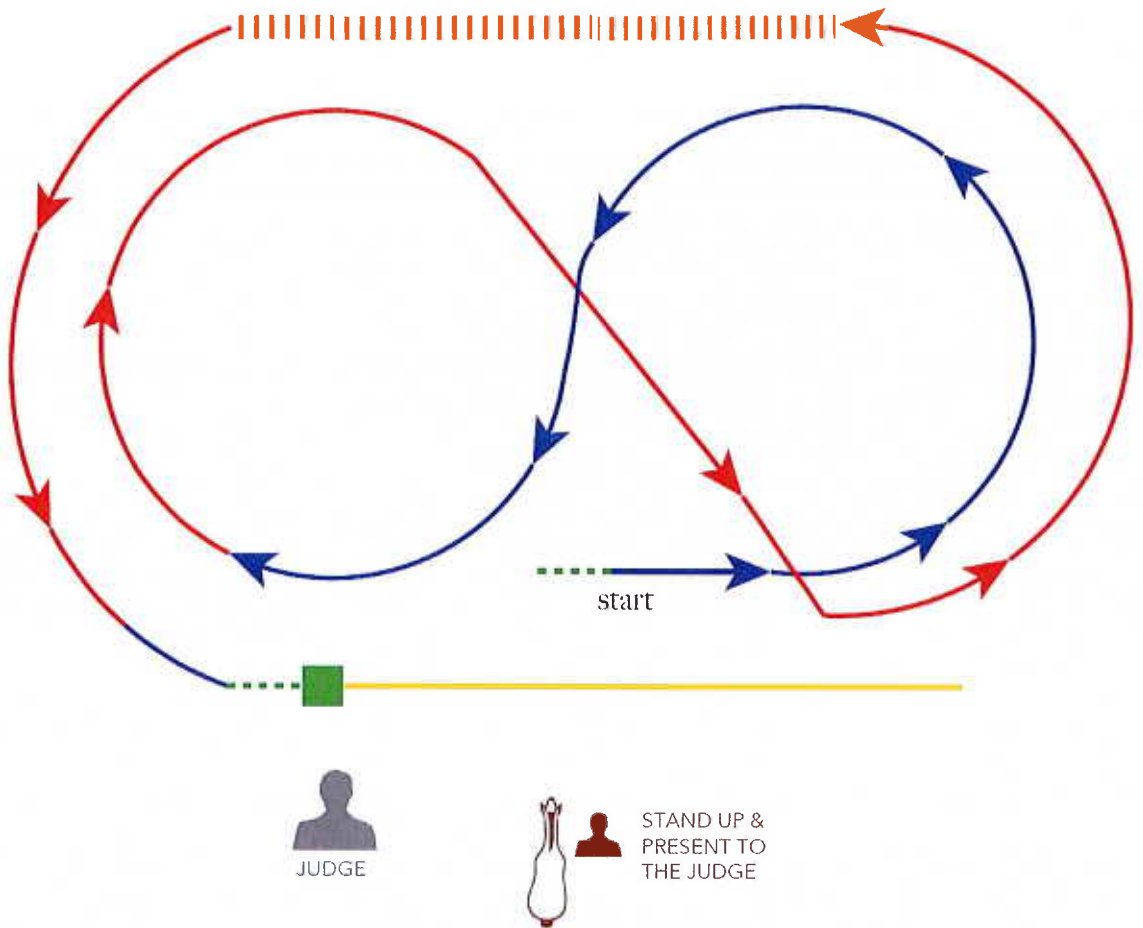


1. Stand and present to judge
2. Walk out, circle left ½ circle in rising trot
3. Change direction through centre
4. Right circle in rising trot
5. Lengthen trot along side, then into canter at corner
6. Canter ½ circle
7. Simple change through centre
8. Canter ½ circle left
9. Return to trot
10. Walk and halt at judge

KEY







HALT	
WALK	
TROT	
LENGTHEN TROT	
CANTER	

ALL SHOW HUNTER CLASSES- RIDDEN PHASE

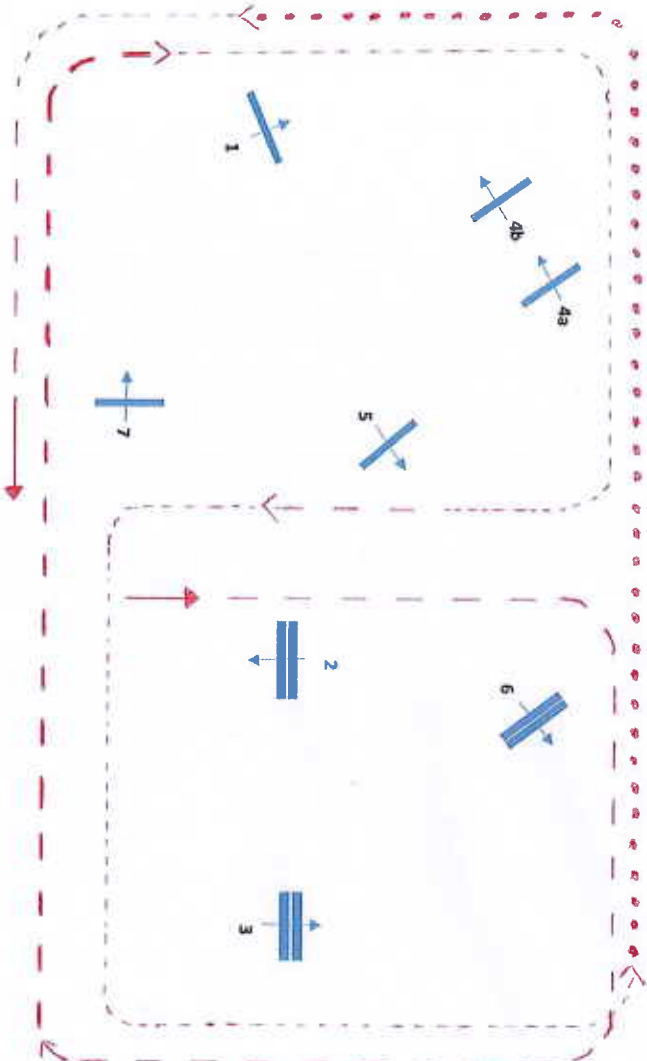


1. Stand and present to judge
2. Walk out, circle left 1/2 circle in rising trot
3. Change direction through centre
4. Track right
5. Pick up right rein canter 1/2 circle
6. Simple change through centre
7. Pick up left rein canter
8. Along long side hand gallop
9. Return to working canter
10. Transition through trot, walk, halt
11. Leave the arena walking on a loose rein

KEY

HALT	
WALK	
TROT	
CANTER	
HAND GALLOP	
WALK ON LOOSE REIN	

ALL WORKING HUNTER CLASSES- JUMPING/RIDDEN PHASE



JUDGE

RIDDEN PHASE

- Walk out ———>
- Trot right half circle ———>
- Show strong trot along long side ———>
- Commence working canter right - - - - ->
- Change rein through centre at trot
- Proceed canter left - - - - ->
- Controlled gallop along long side ●●●●●>
- Canter/Trot/Walk back to judge and halt - - - - ->
- Rein back 4 steps — exit on loose rein walk ———>

JUMP PHASE WORKOUT

- Riders may canter a small circle before jumping first jump
- Jump all 8 jumps in direction of arrows
- Riders may canter another small circle before returning to judge
- Leave arena at walk



PRACTICE JUMPS
Max 4 riders